
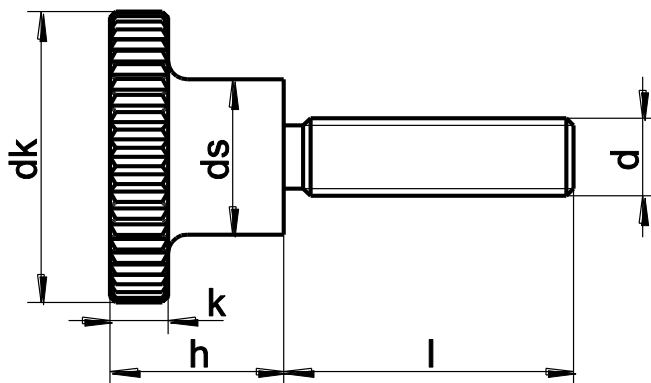



DIN 464
Kartelschroef



diam	M3	M4	M5	M6	M8	M10
dk	12	16	20	24	30	36
ds	6	8	10	12	16	20
h	7.5	9.5	11.5	15.0	18.0	23.0
k	2.5	3.5	4.0	5.0	6.0	8.0